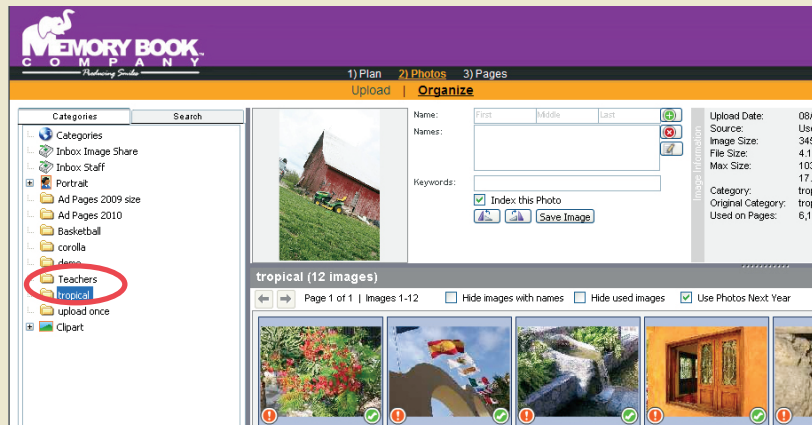


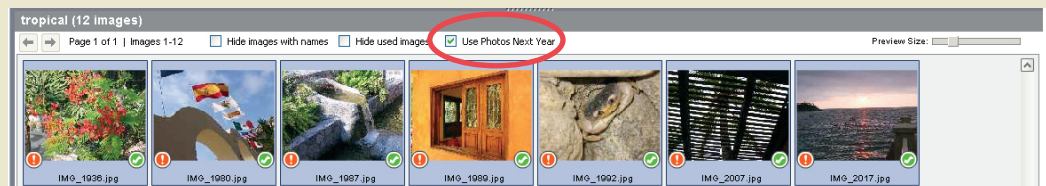
## Saving Images from Your 2011 Account for Use in Your 2012 Account

To save images from your 2011 account for use in your 2012 account, log in to your 2011 account and go to your image organizer.

Click on the folder that contains the images you would like to use for next year.

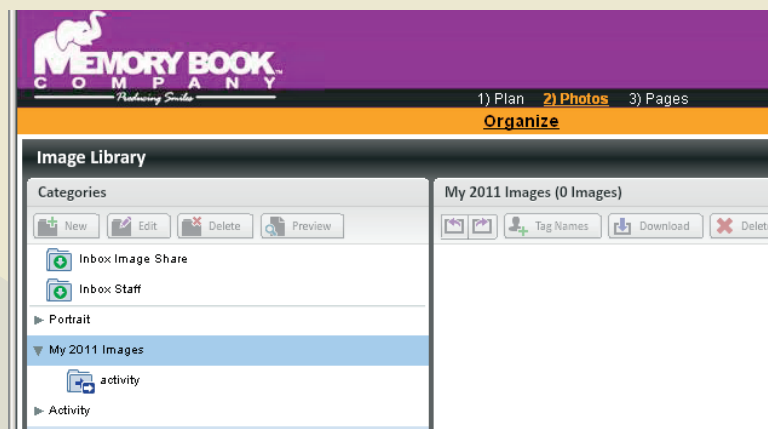


Next, place a check mark next to “Use Photos Next Year.”



Repeat this process for all folders containing images you would like to use in your 2012 account.

When finished, log out, and log back in to your 2012 account. Your images will be found under the “My 2011 Images” folder.



For help, contact Memory Book Company Technical Support at 1-877-302-3140 or e-mail us at [technicalsupport@memorybook.com](mailto:technicalsupport@memorybook.com)