


yearbook ladder



PLAN PAGES USING A YEARBOOK LADDER

A yearbook ladder will help you determine the number of pages that will be needed in your finished yearbook. Record the number of students in each class. This will help you decide on a layout for your class pages. The pages across from each other (2-3, 4-5) will be facing pages in your yearbook.

	1
2	3
4	5
6	7
8	9
10	11
12	13
14	15
16	17
18	19
20	21
22	23
24	25
26	27
28	29
30	31
32	33
34	35
36	37
38	39
40	



The number of students will vary with each class page. Be sure to include photos or art to fill the space on small classes.



Spread large classes across two pages to keep the count of students as close as possible on all class pages.

TOTAL NUMBER OF PAGES MUST BE DIVISIBLE BY 4